

## **SECTION 4: TERMS OF REFERENCE**

# TERMS OF REFERENCE FOR PROVISION, SUPPLY AND DELIVERY OF TRAFFIC OFFICER'S UNIFORM FOR A PERIOD OF 36 MONTHS.

## 1. Purpose

The Department of Transport intends to appoint a reputable service provider(s) to supply and deliver Uniform for Traffic Officers for a period of thirty-six (36) months.

## 2. Background

The Department of Transport has a legal requirement to provide and issue uniform to all Traffic Officers in its employ. The wearing of uniform is a Statute requirement and compulsory to all Traffic Officers from level 6 – 12 when on duty in terms of Section 3(1)(b) and 3(a) of the National Road Traffic Act, Act 93 of 1996, also as per DOT Uniform Policy for Traffic Officers.

The funding will be from Transport Regulation.

## 3. Objectives and Goals

To ensure effective and efficient road traffic law enforcement. Traffic officers are required to be clearly identified and recognised by uniform in terms of the NRA whilst rendering traffic related services, which are designed to reduce traffic collisions and their resultant fatalities and injuries.

## 4. Duration of the Project

The Department resolved to procure the uniform for Traffic Officers every 3 years and that be issued on each respective year to all. Key to this is to enable the Department to achieve its strategic objectives as planned for service delivery purposes.

The preferred service provider will be expected to supply and deliver the Traffic Uniform at least 12 weeks after the date of issue of the official purchase order and thereafter, at the **end of July** each year.

## 5. Scope of Work and Deliverables

The service provider is to supply, deliver and ensure delivery is in order and the uniform fits to all the Traffic Officers and on each year of the 3 years of this project, shall comply with the specifications as follows:

## A. Uniform Specifications

### Category 1: Combat Uniform/ Field Dress

OFFICIALS	LOCATION	UNIFORM ITEM
579 - All Officers	Province H/Office	<p><b>1. COMBAT CLOTHING</b></p> <p><b>1.1 Combat Shirts: Winter</b></p> <ul style="list-style-type: none"> <li>(i) Short Sleeve Combat Shirts;</li> <li>(ii) Military Style, glad neck collar short sleeve;</li> <li>(iii) Permanent stitched creases down front of shirt and sleeves;</li> <li>(iv) Shoulder Straps for epaulettes;</li> <li>(v) Epaulettes to have buttonholes at collar;</li> <li>(vi) Two Military style breast pockets with pocket flaps;</li> <li>(vii) Left hand pocket to have a pen slit;</li> <li>(viii) Composition to be 50% Polyester and 50% Cotton;</li> <li>(ix) Traffic Star (left), name of officer (right) and shoulder flashes to be embroidered. 5mm Royal piping around sleeve on hem.</li> <li>(x) Its colour to be Traffic Blue</li> </ul>
579 - All Officers	Province H/Office	<p><b>1.2 Combat Shirts: (Summer)</b></p> <ul style="list-style-type: none"> <li>(i) Short Sleeve Combat Shirts</li> <li>(ii) Military Style, glad neck collar short sleeve;</li> <li>(iii) Permanent stitched creases down front of shirt and sleeves;</li> <li>(iv) Shoulder Straps for epaulettes;</li> <li>(v) Epaulettes to have buttonholes at collar;</li> <li>(vi) Two Military style breast pockets with pocket</li> </ul>

OFFICIALS	LOCATION	UNIFORM ITEM
		<p>flaps;</p> <p>(vii) Left hand pocket to have a pen slit;</p> <p>(viii) Composition to be 65% Polyester and 35% Cotton;</p> <p>(ix) Traffic Star (left), name of officer (right) and shoulder flashes to be embroidered. 5mm Royal piping around sleeves on hem.</p> <p>(x) Its colour to be Traffic Blue</p>
<p><b>579 - All Officers</b></p>	<p>Province H/Office</p>	<p><b>1.3 Combat T-Shirt</b></p> <p>(i) 1600 grams short sleeve Glad neck T-Shirt</p> <p>(ii) Composition 100 % cotton</p> <p>(iii) Traffic Star (left), name of officer (right)</p> <p>(iv) Colour Navy</p>
<p><b>579 - All Officers</b></p>	<p>Province H/Office</p>	<p><b>2. Combat Trousers:</b></p> <p><b>(a) Trousers:</b></p> <p>(i) Combat with draw cord hem;</p> <p>(ii) Military 2 button front with metal Zip;</p> <p>(iii) Waistband to be fitted with 6 x loops measuring approximately 7cm long by 2cm wide;</p> <p>(iv) Two vertical slit jet type pockets reinforced top and bottom;</p> <p>(v) One jetted back pocket reinforced at edges;</p> <p>(vi) Pockets to have Velcro fastener 40mm x 15mm which must be concealed;</p> <p>(vii) Size of pocket approximately 11cm wide by 15cm deep;</p> <p>(viii) Pockets to have open top closing with Velcro patch 4.5cm below reinforcing point of side</p>

OFFICIALS	LOCATION	UNIFORM ITEM
		<p>pocket;</p> <ul style="list-style-type: none"> <li>(ix) Pocket size approximately 20.5cm x 22cm width below at back;</li> <li>(x) Pocket flap to have semi-scalloped point;</li> <li>(xi) Flat to close with Velcro fasteners;</li> <li>(xii) Permanent stitched creases to be included on front and back down trouser legs;</li> <li>(xiii) Chain stitching to be used on seat and side seams for extra strength;</li> <li>(xiv) To be double seated and doubles at knees;</li> <li>(xv) Composition to be 50% Polyester and 50% Cotton;</li> <li>(xvi) Colour to be Traffic Blue with 5mm Royal piping down side of legs.</li> </ul>
<p><b>579 - All Officers</b></p>	<p>Province H/Office</p>	<p><b>3. Cortina or Kenny Jacket: (Warm short jacket)</b></p> <ul style="list-style-type: none"> <li>(i) (Traffic star on the left breast side, name of officer on the right breast side and shoulder flashes to be printed/embroidered on)</li> <li>(ii) Short padded jacket, separate zip front with press stud closure leading to double-collar construction, two pockets with inverted pleats and envelope flaps, two straight side pockets, shoulder straps for epaulettes, elasticised waistband and cuffs, Press-studs- S-spring type- noncorrosive material with black nickel finish, Zip- spiral nylo, Material- 50/50 poly-cotton field dress</li> <li>(iii) Colour- navy blue.</li> </ul>

## Category 2: Uniform Accessories

OFFICIALS	LOCATION	UNIFORM ITEM
579 - All Officers	Province H/Office	<p><b>4. Combat Boots: (Strictly SABS Approved)</b></p> <ul style="list-style-type: none"> <li>(i) Magnum type, combination man- made leather and nylon mesh</li> <li>(ii) Tiabbrelle inner lining</li> <li>(iii) Durable metal eyelets</li> <li>(iv) Heel stabilizer to prevent roll out</li> <li>(v) Carbon rubber outsole for traction and durability.</li> <li>(vi) Suede, leather collar with foam padding.</li> <li>(vii) Colour: Black</li> <li>(viii) Composition: Nylon &amp; leather</li> </ul>
383 - All Male Officers	Province H/Office	<p><b>5. Shoes: (Strictly SABS Approved)</b></p> <p><b>5.1 Parabellum Shoes - Police (Male);</b></p> <ul style="list-style-type: none"> <li>(i) Comply SABS 421</li> <li>(ii) Black lace up</li> <li>(iii) Leather lined genuine leather uppers</li> <li>(iv) Stitched through welted sole</li> <li>(v) Inner soles made of tux on board</li> <li>(vi) Parabellum sole</li> <li>(vii) Sizes 3 - 12 including half sizes</li> <li>(viii) Colour- black.</li> </ul>
196 - All Female Officers	Province H/Office	<p><b>5.2 Parabellum Shoes - Police (Female):</b></p> <ul style="list-style-type: none"> <li>(i) Ladies lace up shoes with leather upper, a synthetic lining</li> <li>(ii) Soles to be welted, Comply SABS 421 and bear</li> </ul>

OFFICIALS	LOCATION	UNIFORM ITEM
		<p>the mark</p> <p>(iii) Colour- black.</p>
<p><b>196 – All Female Officers</b></p>	<p>Province H/Office</p>	<p><b>5.3 Ladies Shoes with Heels:</b></p> <p>(i) Ladies court shoe, the sole must be welted</p> <p>(ii) Colour black</p> <p>(iii) SABS Approved</p> <p>(iv) 5cm Hill</p>
<p><b>477 – All Level 6 &amp; 7 Officers</b></p>	<p>Province H/Office</p>	<p><b>6. CAPS: (COMBAT CAPS)</b></p> <p><b>6.1 Combat Cap (Baseball Cap)</b></p> <p><b>[Traffic Officer &amp; Senior Traffic Officer];</b></p> <p>(i) Plain peak</p> <p><b>(ii) Embroidered Departmental Logo in front (in colour) and Officers Surname &amp; initials at the back in GOLD THREAD</b></p> <p>(iii) Heavy brushed cotton, 6 panel structured it has a pre-curved peak embroidered eyelets and adjustable Velcro strap at the back.</p> <p>(iv) Colour Navy Blue</p>
<p><b>59 – All Level 8 Officers</b></p>	<p>Province H/Office</p>	<p><b>6.2 Combat Cap (Baseball Cap)</b></p> <p><b>[Principal Provincial Inspector];</b></p> <p>(i) 3 leaves embroidered peak</p> <p>(ii) Embroidered Departmental Logo in front (in colour) and Officers Surname &amp; initials at the back in GOLD THREAD</p> <p>(iii) Heavy brushed cotton, 6 panel structured it has a pre-curved peak embroidered eyelets and adjustable Velcro strap at the back.</p> <p>(iv) Colour Navy Blue</p>
<p><b>33 – All Level 10</b></p>	<p>Province</p>	<p><b>6.3 Combat Cap (Baseball Cap)</b></p>

OFFICIALS	LOCATION	UNIFORM ITEM
Officers	H/Office	<p><b>[Chief Provincial Inspector];</b></p> <p>(i) 5 leaves embroidered peak</p> <p>(ii) Embroidered Departmental Logo in front (in colour) and Officers Surname &amp; initials at the back in GOLD THREAD</p> <p>(iii) Heavy brushed cotton, 6 panel structured it has a pre-curved peak embroidered eyelets and adjustable Velcro strap at the back.</p> <p>(iv) Colour Navy Blue</p>
7 – All Level 11 Officers	Province H/Office	<p><b>6.4 Combat Cap (Baseball Cap)</b></p> <p><b>[Control Provincial Inspector];</b></p> <p>(i) 7 leaves embroidered peak</p> <p>(ii) Embroidered Departmental Logo in front (in colour) and Officers Surname &amp; initials at the back in GOLD THREAD</p> <p>(iii) Heavy brushed cotton, 6 panel structured it has a pre-curved peak embroidered eyelets and adjustable Velcro strap at the back.</p> <p>(iv) Colour Navy Blue</p>
2 – All Level 12 Officers	Province H/Office	<p><b>6.5 Combat Cap (Baseball Cap)</b></p> <p><b>[Deputy Director];</b></p> <p>(i) 9 leaves embroidered peak</p> <p>(ii) Embroidered Departmental Logo in front (in colour) and Officers Surname &amp; initials at the back in GOLD THREAD</p> <p>(iii) Heavy brushed cotton, 6 panel structured it has a pre-curved peak embroidered eyelets and adjustable Velcro strap at the back.</p> <p>(iv) Colour Navy Blue</p>
1 – All Level 13 Officer	Province H/Office	<p><b>6.6 Combat Cap (Baseball Cap)</b></p> <p><b>[Director];</b></p> <p>(i) 11 &amp; 3 leaves embroidered peak (11 at front of the</p>



OFFICIALS	LOCATION	UNIFORM ITEM
		<p>peak &amp; 3 behind that)</p> <p>(ii) Embroidered Departmental Logo in front (in colour) and Officers Surname &amp; initials at the back in GOLD THREAD</p> <p>(iii) Heavy brushed cotton, 6 panel structured it has a pre-curved peak embroidered eyelets and adjustable Velcro strap at the back.</p> <p>(iv) Colour Navy Blue</p>
<p><b>294 – All Level 6 &amp; 7 Male Officers</b></p>	<p>Province H/Office</p>	<p><b>7 CAPS AND HATS: (FORMAL)</b></p> <p><b>7.1 Cap: Male (Step Out/ Bus driver / SAPS Type) [Traffic Officer &amp; Senior Traffic Officer];</b></p> <p>(i) Plain peak</p> <p>(ii) Pantera cap with shiny peak. High crown with velvet comfort strip. Black band and adjustable chinstrap. Ventilation eyelets on either side.</p> <p>(iii) Fabricira: TWC – Trevira Wool</p> <p>(iv) Composition: 55 % Trevira Wool/45%</p> <p>(v) Colour: Traffic Blue</p>
<p><b>48 – All Level 8 Male Officers</b></p>	<p>Province H/Office</p>	<p><b>7.2 Cap: Male (Step Out/ Bus driver / SAPS Type) [Principal Provincial Officer];</b></p> <p>(i) 3 leaves Embroidered</p> <p>(ii) Pantera cap, cloth on peak, royal band</p> <p>(iii) Fabric: TWC- Trevira Wool</p> <p>(iv) Composition: 55 % Trevira Wool 45% New Wool</p> <p>(v) Colour: Traffic Blue</p>
<p><b>31 – All Level 10 Male Officers</b></p>	<p>Province H/Office</p>	<p><b>7.3 Cap: Male (Step Out/ Bus driver / SAPS Type) [Chief Traffic Officer];</b></p> <p>(i) 5 leaves Embroidered</p>

OFFICIALS	LOCATION	UNIFORM ITEM
		<ul style="list-style-type: none"> <li>(ii) Pantera cap, cloth on peak, royal band</li> <li>(iii) Fabric: TWC- Trevira Wool</li> <li>(iv) Composition: 55 % Trevira Wool 45% New Wool</li> <li>(v) Colour: Traffic Blue</li> </ul>
<p><b>7 – All Level 11 Male Officers</b></p>	<p>Province H/Office</p>	<p><b>7.4 Cap: Male (Step Out / Bus driver / SAPS Type) [Control Provincial Inspector];</b></p> <ul style="list-style-type: none"> <li>(i) 7 leaves – Embroidered on peak</li> <li>(ii) Pantera cap, cloth on peak, royal band</li> <li>(iii) Fabric: TWC- Trevira Wool</li> <li>(iv) Composition: 55 % Trevira Wool 45% New Wool</li> <li>(v) Colour: Traffic Blue</li> </ul>
<p><b>2 – All Level 12 Male Officers</b></p>	<p>Province H/Office</p>	<p><b>7.5 Cap: Male (Step Out / Bus driver / SAPS Type) [Deputy Director];</b></p> <ul style="list-style-type: none"> <li>(i) 9 leaves – Embroidered on peak</li> <li>(ii) Pantera cap, cloth on peak, royal band</li> <li>(iii) Fabric: TWC- Trevira Wool</li> <li>(iv) Composition: 55 % Trevira Wool 45% New Wool</li> <li>(v) Colour: Traffic Blue</li> </ul>
<p><b>1 – All Level 13 Male Officer</b></p>	<p>Province H/Office</p>	<p><b>7.6 Cap: Male (Step Out / Bus driver / SAPS Type) [Director];</b></p> <ul style="list-style-type: none"> <li>(i) 11 &amp; 3 leaves – Embroidered on peak (11 at front of the peak &amp; 3 behind that)</li> <li>(ii) Pantera cap, cloth on peak, royal band</li> <li>(iii) Fabric: TWC- Trevira Wool</li> <li>(iv) Composition: 55 % Trevira Wool 45% New Wool</li> </ul>

OFFICIALS	LOCATION	UNIFORM ITEM
		(v) Colour: Traffic Blue
<b>183 – All Level 6 &amp; 7 Female Officers</b>	Province H/Office	<b>7.7 Hats for Tunic: Female (SAPS type); [Traffic Officer &amp; Senior Traffic Officer];</b>  (i) Felted Hat with brim – SAP Type (ii) Plain peak, no embroidery (iii) Black band fitted to hat (iv) No brand label (v) Colour: Navy Blue
<b>11 – All Level 8 Female Officers</b>	Province H/Office	<b>7.8 Hats for Tunic: Female (SAPS type); [Principal Provincial Inspector];</b>  (i) Felted Hat with brim – SAP Type (ii) 3 Gold leaf applique sewn onto hat peak (iii) Royal blue band fitted to hat (iv) No brand label (v) Colour: Navy Blue
<b>2 – All Level 10 Female Officers</b>	Province H/Office	<b>7.9 Hats for Tunic: Female (SAPS type); [Chief Provincial Inspector];</b>  (i) Felted Hat with brim – SAP Type (ii) 5 Gold leaf applique sewn onto hat peak (iii) Royal blue band fitted to hat (iv) No brand label (v) Colour: Navy Blue
<b>0 – Level 11 Female Officers</b>	Province H/Office	<b>7.10 Hats for Tunic: Female (SAPS type); [Control Provincial Inspector];</b>  (i) Felted Hat with brim – SAP Type (ii) 7 Gold leaf applique sewn onto hat peak

OFFICIALS	LOCATION	UNIFORM ITEM
		<ul style="list-style-type: none"> <li>(iii) Royal blue band fitted to hat</li> <li>(iv) No brand label</li> <li>(v) Colour: Navy Blue</li> </ul>
<b>0 – Level 12 Female Officers</b>	Province H/Office	<p><b>7.11 Hats for Tunic: Female (SAP type); [Deputy Director];</b></p> <ul style="list-style-type: none"> <li>(i) Felted Hat with brim – SAP Type</li> <li>(ii) 9 Gold leaf applique sewn onto hat peak</li> <li>(iii) Royal blue band fitted to hat</li> <li>(iv) No brand label</li> <li>(v) Colour: Navy Blue</li> </ul>
<b>0 – Level 13 Female Officers</b>	Province H/Office	<p><b>7.12 Hats for Tunic: Female (SAP type); [Director];</b></p> <ul style="list-style-type: none"> <li>(i) Felted Hat with brim – SAP Type</li> <li>(ii) 11 &amp; 3 Gold leaf applique sewn onto hat peak (11 at front of the peak &amp; 3 behind that)</li> <li>(iii) Royal blue band fitted to hat</li> <li>(iv) No brand label</li> <li>(v) Colour: Navy Blue</li> </ul>
<b>579 - All Officers</b>	Province H/Office	<p><b>8 BELTS</b></p> <p><b>8.1 Cardura Belt: (Combat Uniform)</b></p> <ul style="list-style-type: none"> <li>(i) 55 mm Nylon padded belt</li> <li>(ii) Clip Buckle with Department Logo insert</li> <li>(iii) Colour Black</li> </ul>
<b>579 - All Officers</b>	Province H/Office	<p><b>8.2 Belts: (Unisex); (Winter &amp; Sumer Uniform)</b></p> <ul style="list-style-type: none"> <li>(i) Border Belt</li> <li>(ii) Double leather</li> </ul>

OFFICIALS	LOCATION	UNIFORM ITEM
		<p>(iii) Basket weave pattern</p> <p>(iv) Colour Black</p>
<p><b>383 – All Male Officers</b></p>	<p>Province H/Office</p>	<p><b>9 Ties:</b></p> <p><b>9.1 Conventional Tie (Males);</b></p> <p>(i) 100% Polyester</p> <p>(ii) Fully washable</p> <p>(iii) Crease resistant</p> <p>(iv) Colour Royal Blue</p>
<p><b>196 – All Female Officers</b></p>	<p>Province H/Office</p>	<p><b>9.2 Ladies Bowtie</b></p> <p>(i) 100% Polyester</p> <p>(ii) Fully washable</p> <p>(iii) Crease resistant</p> <p>(iv) Colour: Royal Blue with <b><u>Gold colour button</u></b></p>
<p><b>196 – All Female Officers</b></p>	<p>Province H/Office</p>	<p><b>9.3 Cravat (females);</b></p> <p>(i) 100% Polyester</p> <p>(ii) Fully washable</p> <p>(iii) Crease resistant</p> <p>(iv) Colour Royal Blue</p>
<p><b>383 – All Male Officers</b></p>	<p>Province H/Office</p>	<p><b>9.4 Cravat (Males);</b></p> <p>(i) 100% Polyester</p> <p>(ii) Fully washable</p> <p>(iii) Crease resistant</p> <p>(iv) Colour Royal Blue</p>
<p><b>415 - All Level 6</b></p>	<p>Province H/Office</p>	<p><b>10. Epaulettes:</b></p> <p><b>10.1.1 Epaulettes with Rank Insignia</b></p>

OFFICIALS	LOCATION	UNIFORM ITEM
Officers		<p><b>Traffic Officer:</b></p> <p>(i) Plain - Royal Blue</p> <p>(ii) With Round Edging – <b><u>Combat Wear</u></b></p>
415 – All Level 6 Officers	Province H/Office	<p><b>10.1.2 Epaulettes with Rank Insignia</b></p> <p><b>Traffic Officers:</b></p> <p>(i) Plain - Royal Blue</p> <p>(ii) With round edging – <b><u>Formal Wear (Tunic)</u></b></p>
62 – All Level 7 Officers	Province H/Office	<p><b>10.2.1 Epaulettes with Rank Insignia</b></p> <p><b>Senior Provincial Inspector:</b></p> <p>(i) Royal blue – Round Edging</p> <p>(ii) Rubberised rank insignia – <b><u>Combat Wear</u></b></p> <p>(iii) One Gold wreath and one Silver bar;</p>
62 – All Level 7 Officers	Province H/Office	<p><b>10.2.2 Epaulettes with rank insignia</b></p> <p><b>Senior Provincial Inspector:</b></p> <p>(i) Royal blue – Round Edging</p> <p>(ii) Metal ranks insignia – <b><u>Formal Wear (Tunic)</u></b></p> <p>(iii) One Gold wreath and one Silver bar;</p>
59 – All Level 8 Officers	Province H/Office	<p><b>10.3.1 Epaulettes with Rank Insignia</b></p> <p><b>Principal Provincial Inspector:</b></p> <p>(i) Royal blue – Round Edging</p> <p>(ii) Rubberised rank insignia – <b><u>Combat Wear</u></b></p> <p>(iii) One Gold Wreath and three Silver Bars;</p>
59 – All Level 8	Province H/Office	<p><b>10.3.2 Epaulettes with Rank Insignia</b></p>

OFFICIALS	LOCATION	UNIFORM ITEM
Officers		<p align="center"><b>Principal Provincial Inspector:</b></p> <p>(i) Royal blue – Round Edging</p> <p>(ii) Metal rank insignia – <b><u>Formal Wear (Tunic)</u></b></p> <p>(iii) One Gold Wreath and three Silver Bars;</p>
33 – All Level 10 Officers	Province H/Office	<p align="center"><b>10.4.1 Epaulettes with Rank Insignia</b></p> <p align="center"><b>Chief Provincial Inspector:</b></p> <p>(i) Royal blue – Round Edging</p> <p>(ii) Rubberised rank insignia – <b><u>Combat Wear</u></b></p> <p>(iii) Three Gold Wreath;</p>
33 – All Level 10 Officers	Province H/Office	<p align="center"><b>10.4.2 Epaulettes with Rank Insignia</b></p> <p align="center"><b>Chief Provincial Inspector:</b></p> <p>(i) Royal blue – Round Edging</p> <p>(ii) Metal rank insignia – <b><u>Formal Wear (Tunic)</u></b></p> <p>(iii) Three Gold Wreath;</p>
7 – All Level 11 Officers	Province H/Office	<p align="center"><b>10.5.1 Epaulettes with Rank Insignia</b></p> <p align="center"><b>Control Provincial Inspector:</b></p> <p>(i) Royal blue – Round Edging</p> <p>(ii) Rubberised rank insignia – <b><u>Combat Wear</u></b></p> <p>(iii) Four Gold Wreath;</p>
7 – All Level 11 Officers	Province H/Office	<p align="center"><b>10.5.2 Epaulettes with Rank Insignia</b></p> <p align="center"><b>Control Provincial Inspector:</b></p> <p>(i) Royal blue – Round Edging</p> <p>(ii) Metal rank insignia – <b><u>Formal Wear (Tunic)</u></b></p> <p>(iii) Four Gold Wreath;</p>



OFFICIALS	LOCATION	UNIFORM ITEM
2 – All Level 12 Officers	Province H/Office	<p><b>10.6.1 Epaulettes with Rank Insignia</b></p> <p><b>Deputy Director:</b></p> <p>(i) Royal blue – Round Edging</p> <p>(ii) Rubberised rank insignia – <b><u>Combat Wear</u></b></p> <p>(iii) Four Gold Wreath and one Silver Bar;</p>
2 – All Level 12 Officers	Province H/Office	<p><b>10.6.2 Epaulettes with Rank Insignia</b></p> <p><b>Deputy Director:</b></p> <p>(i) Royal blue – Round Edging</p> <p>(ii) Metal rank insignia – <b><u>Formal Wear (Tunic)</u></b></p> <p>(iii) Four Gold Wreath and one Silver Bar;</p>
1 - Level 13 Officer	Province H/Office	<p><b>10.6.3 Epaulettes with Rank Insignia</b></p> <p><b>Director:</b></p> <p>(i) Royal blue – Round Edging</p> <p>(ii) Rubberised rank insignia – <b><u>Combat Wear</u></b></p> <p>(iii) Five Gold Wreath;</p>
1 - Level 13 Officer	Province H/Office	<p><b>10.6.4 Epaulettes with Rank Insignia</b></p> <p><b>Director:</b></p> <p>(i) Royal blue – Round Edging</p> <p>(ii) Metal rank insignia – <b><u>Formal Wear (Tunic)</u></b></p> <p>(iii) Five Gold Wreath and one Silver Bar;</p>
59 All Level 8 Officers	Province H/Office	<p><b>11. Gorgets:</b></p> <p><b>11.1.1 Gorgets (Studded): - Combat Wear</b></p> <p><b>Principal Provincial Inspector:</b></p> <p>(i) Royal Blue</p> <p>(ii) Two gold wreaths - Rubberised</p>



OFFICIALS	LOCATION	UNIFORM ITEM
59 All Level 8 Officers	Province H/Office	<p><b>11.1.2 Gorgets (Studded): - Formal Wear (Tunic)</b></p> <p><b>Principal Provincial Inspector:</b></p> <p>(i) Royal Blue</p> <p>(ii) Two gold wreaths – Metal Type</p>
33 All Level 10 Officers	Province H/Office	<p><b>11.2.1 Gorgets (Studded): - Combat Wear</b></p> <p><b>Chief Provincial Inspector:</b></p> <p>(i) Royal Blue</p> <p>(ii) Three gold wreaths - Rubberised</p>
33 All Level 10 Officers	Province H/Office	<p><b>11.2.2 Gorgets (Studded): - Formal Wear (Tunic)</b></p> <p><b>Chief Provincial Inspector:</b></p> <p>(i) Royal Blue</p> <p>(ii) Three gold wreaths – Metal Type</p>
7 All Level 11 Officers	Province H/Office	<p><b>11.3.1 Gorgets (Studded): - Combat Wear</b></p> <p><b>Control Provincial Inspector:</b></p> <p>(i) Royal Blue</p> <p>(ii) Four gold wreaths - Rubberised</p>
7 All Level 11 Officers	Province H/Office	<p><b>11.3.2 Gorgets (Studded): - Formal Wear (Tunic)</b></p> <p><b>Control Provincial Inspector:</b></p> <p>(i) Royal Blue</p> <p>(ii) Four gold wreaths – <b><u>Metal Type</u></b></p>
2 All Level 12 Officers	Province H/Office	<p><b>11.4.1 Gorgets (Studded): - Combat Wear</b></p> <p><b>Deputy Director:</b></p> <p>(i) Royal Blue</p> <p>(ii) Four gold wreaths &amp; one Silver Bar - <b><u>Rubberised</u></b></p>
2 All Level 12 Officers	Province H/Office	<p><b>11.4.2 Gorgets (Studded): - Formal Wear (Tunic)</b></p> <p><b>Deputy Director:</b></p> <p>(i) Royal Blue</p> <p>(ii) Four gold wreaths &amp; one Silver Bar –</p>

OFFICIALS	LOCATION	UNIFORM ITEM
		<u><b>Metal Type</b></u>
<b>1 Level 13 Officers</b>	Province H/Office	<b>11.4.3 Gorgets (Studded): - Combat Wear</b> <b>Director:</b> (i) Royal Blue (ii) Five gold wreaths - <u><b>Rubberised</b></u>
<b>1 Level 13 Officers</b>	Province H/Office	<b>11.4.4 Gorgets (Studded): - Formal Wear (Tunic)</b> <b>Director:</b> (i) Royal Blue (ii) Five gold wreaths – <u><b>Metal Type</b></u>
<b>579 - All Officers</b>	Province H/Office	<b>12. Star with Name Tag:</b> (i) Metal Type: Gold Plated five-pointed star with rounded points (ii) Embossment: Miniature Provincial Coat of Arms with colours, maximum width of embossment 20mm (iii) Epoxy Coated (iv) Maximum height 63mm and mounted on a blue shield with a name bar on top (v) Name bar: Metal type, with South African flag and Initials and surname of the officer in black text and golden background and Epoxy Coated (vi) Attached method: 3 Pins on the shield & Plastic Studs
<b>579 - All Officers</b>	Province H/Office	<b>12.1 Cap Badge (Provincial Coat of Arms)</b> (i) Metal Type: Gold Plated with Provincial Coat of Arms with colours (ii) Dimensions: maximum width 44mm, & maximum height 40mm (iii) Epoxy Coated

OFFICIALS	LOCATION	UNIFORM ITEM
		(iv) Attached method: 2, 3x12mm screws with round nuts, screws welded on the badge.
<b>579 - All Officers</b>	Province H/Office	<p><b>12.2 Lapel/ Collar-end Badge (Miniature Provincial Coat of Arms)</b></p> <p>(i) Metal Type: Gold Plated with Provincial Coat of Arms with colours</p> <p>(ii) Dimensions: maximum width 30mm &amp; maximum height 30mm</p> <p>(iii) Epoxy Coated</p> <p>(iv) Attached method: 2 Pins &amp; Plastic Studs</p>
<b>579 - All Officers</b>	Province H/Office	<p><b>13. Shoulder Flashes:</b></p> <p>(i) Colour of base material: Royal Blue</p> <p>(ii) All Yellow of design (Except in Crest)</p> <p>(iii) To be raised print Golden Yellow</p> <p>(iv) Remainder of Design to be flat print</p> <p>(v) Attached method lead</p>
<b>579 - All Officers</b>	Province H/Office	<p><b>14. Socks:</b></p> <p><b>14.1 Socks – Summer</b></p> <p>(i) Pantera or Magnum Socks</p> <p>(ii) Must be bio treated to prevent fungal growth and colour</p> <p>(iii) Composition Nylon/wool blend – 80/20</p>
<b>579 - All Officers</b>	Province H/Office	<p><b>14.2 Socks – Winter</b></p> <p>(i) Pantera or Magnum Socks</p> <p>(ii) Must be bio treated to prevent fungal growth and colour</p> <p>(iii) Composition Nylon/wool blend – 80/20</p>

OFFICIALS	LOCATION	UNIFORM ITEM
196 – All Female Officers	Province H/Office	<p><b>15. Pantyhose:</b></p> <ul style="list-style-type: none"> <li>(i) Reinforced toe for better wear</li> <li>(ii) Cotton-lined gusset for more comfort</li> <li>(iii) Extra elastance stretch fibre</li> <li>(iv) Composition: 85% nylon and 15% elastane</li> <li>(v) Colour black mail</li> </ul>
536 – Level 6,7 & 8 Officers	Province H/Office	<p><b>16. Lanyard:</b></p> <p><b>16.1 Lanyard - Traffic Officers: (Level 6 – Level 8)</b></p> <ul style="list-style-type: none"> <li>(i) Thick woven cord with swivel slip</li> <li>(ii) Colour: Royal Blue</li> </ul>
43 – All Level 10,11,12, & 13 Officers	Province H/Office	<p><b>16.2 Lanyard - Managers: (Level 10 – Level 14)</b></p> <ul style="list-style-type: none"> <li>(i) Nylon, double plaited</li> <li>(ii) Colour: Royal Blue</li> </ul>
579 - All Officers	Province H/Office	<p><b>17. Reflective Harnesses</b></p> <ul style="list-style-type: none"> <li>(i) Standard 50mm PVC reflective tape</li> <li>(ii) Import Hi Viz Mesh 130gsm fabric</li> <li>(iii) 1 Colour silver Reflective print on 3 layer</li> <li>(iv) Encapsulated Badge</li> <li>(v) 50mm H/Duty Hook and Loop/ Velcro Black Bias Binding</li> </ul> <div style="display: flex; justify-content: space-around; align-items: center;">   </div>
579 - All Officers	Province H/Office	<p><b>18. Gloves:</b></p> <p><b>18.1 Black leather Gloves - Managers: (Level 10 – 13)</b></p> <ul style="list-style-type: none"> <li>(i) Material: Leather</li> </ul>

OFFICIALS	LOCATION	UNIFORM ITEM
		(ii) Colour: Black
<b>536 – Level 6,7 &amp; 8 Officers</b>	Province H/Office	<b>18.2 White cloth gloves- Traffic Officers: (Level 6 - 8)</b> (i) Material : 100% Nylon (ii) Colour : White

### Category 3: Winter Uniform/ Step Out Uniform



OFFICIALS	LOCATION	UNIFORM ITEM
<b>383 – All Male Officers</b>	Province H/Office	<b>19. UNIFORM</b> <b>19.1 Tunic: Men;</b> (i) Fabric: Composition 55% Trevira – 45% Wool (ii) Colour Traffic Blue (iii) Style: Tunic should be a military style, four pockets with flaps and belt (iv) Garment must have two mitre edge top pocket with flaps secures with press studs (v) Must have two buttons bellows pocket with rectangular flaps (vi) Two pockets, an inside pocket and pen pocket (vii) Must have point cuffs with two eyelets to accommodate buttons
<b>196 – All Female Officers</b>	Province H/Office	<b>19.2 Tunic: Ladies;</b> (i) Fabric: Composition 55% Trevira – 45% Wool (ii) Colour Traffic Blue (iii) Style: Long sleeved, single breasted four buttons front with stitched eyelets to

OFFICIALS	LOCATION	UNIFORM ITEM
		<p>accommodate buttons</p> <p>(iv) Triangle mock pocket flap on each front in the bust dart</p> <p>(v) Rounded shoulder straps</p> <p>(vi) Centre back seam with single vent</p> <p>(vii) Pointed military style cuffs with two stitched eyelets.</p>
<p><b>579 - All Officers</b></p>	<p>Province H/Office</p>	<p><b>20. SHIRTS:</b></p> <p><b>Long Sleeve Shirts:</b></p> <p>(i) Traffic Star (left), Name (right) of Officer &amp; shoulder flashes to be embroidered on.</p> <p>(ii) Pantera / or Magnum Long Sleeve:</p> <p>(iii) Long Sleeve</p> <p>(iv) Pleated pockets with three point flap, Velcro tipped</p> <p>(v) Laid on front, 4 hole buttons</p> <p>(vi) 3 button cuff</p> <p>(vii) Shoulder traps for epaulettes.</p> <p>(viii) Permanent stitching on sleeve and shirt front</p> <p>(ix) Darts in black</p> <p>(x) Pen hole slit</p> <p>(xi) Shirt length is longer than standard.</p> <p>(xii) Fabric: 65/35 Polyester Cotton</p> <p>(xiii) Colour: Mazarine blue.</p>
<p><b>579 - All Officers</b></p>	<p>Province H/Office</p>	<p><b>21. Trousers:</b></p> <p><b>NB: Pantera / Magnum (Unisex)</b></p> <p>(i) Plain waistband with 60mm belt loops</p>

OFFICIALS	LOCATION	UNIFORM ITEM
		<ul style="list-style-type: none"> <li>(ii) Zip fly</li> <li>(iii) Two slanted side pockets</li> <li>(iv) One jetted hip pocket</li> <li>(v) One fob pocket</li> <li>(vi) Bottom of trousers is hemmed</li> <li>(vii) Seat and side seams are chain stitched</li> <li>(viii) All stress points bartacked</li> <li>(ix) Rubberrised waistband</li> <li>(x) High quality woven polyester/cotton pocketing.</li> <li>(xi) Fabric: Trevira wool in accordance with SABS985/1979 Type3</li> <li>(xii) Fabric make-up:55/45 Trevira /New wool</li> <li>(xiii) Plain weave, 270gm/m.</li> <li>(xiv) Colour: Traffic Blue.</li> </ul>
<p><b>196 – All Female Officers</b></p>	<p>Province H/Office</p>	<p><b>22. Ladies Slax:</b></p> <ul style="list-style-type: none"> <li>(i) Outer material - 55/45 trevira/wool blended made in accordance with SABS pantera/ma985/179 type 33,</li> <li>(ii) Style- the slax shall have a single pleat on each front, zip fly, two front pockets with a curved opening and a waist band with belt loops.</li> <li>(iii) Front- shall have a single reverse pleats and front pocket of self-material with curved opening. The fly shall close by means of a nylon spiral zip.</li> <li>(iv) Back- shall be plain with one dart each</li> <li>(v) Leg – the legs shall be plain with felled buttons</li> <li>(vi) Pockets – the pockets shall be made of self-</li> </ul>

OFFICIALS	LOCATION	UNIFORM ITEM
		<p>material and shall be sewn into the fly</p> <p>(vii)Waistband- the slax shall have a 40mm topstitched waistband with four 40mm belt loops, the front shall close by means of a button and buttonhole. Hanger loops shall be sewn into the inside of the waistband</p> <p>(viii) Colour- traffic blue</p>
<p><b>196 - All Female Officers</b></p>	<p>Province H/Office</p>	<p><b>23. Ladies Lined Skirt:</b></p> <p>(i) Outer material - 55/45trevira/wool blended made in accordance with SABS pantera/ma985/179 type 33,</p> <p>(ii) Lining- 100%polyester,</p> <p>(iii) Style- shall be a three-panel style with a rear slit and belt loops, fully lined and shall fasten at the back by means of a zip</p> <p>(iv) Front- shall be plain with two darts</p> <p>(v) Waistband- shall have a 60mm topstitched waistband with 6 belt loops, hanger loops shall be sewn into the side of the waistband</p> <p>(vi) Colour- traffic blue</p>
<p><b>579 - All Officers</b></p>	<p>Province H/Office</p>	<p><b>24. V-Neck Jersey: Long sleeve</b></p> <p>(i) (Traffic star on the left, name of officer on the right and shoulder flashes to be printed/embroidered on),</p> <p>(ii) High bulk 100% acrylic</p> <p>(iii) Blind stitched hem and cuffs to prevent curling.</p> <p>(iv) With elbow patches</p> <p>(v) With shoulder straps for epaulettes</p> <p>(vi) Colour- traffic blue</p>
<p><b>579 - All</b></p>	<p>Province</p>	<p><b>25. V-Neck Pull Over Jersey:</b></p>



OFFICIALS	LOCATION	UNIFORM ITEM
Officers	H/Office	<ul style="list-style-type: none"> <li>(i) (Traffic star on the left, name of officer on the right embroidered on</li> <li>(ii) High bulk 100% acrylic</li> <li>(iii) Blind stitched hem to prevent curling.</li> <li>(iv) With shoulder straps for epaulettes</li> <li>(v) Colour- traffic blue</li> </ul>
579 - All Officers	Province H/Office	<p><b>26. Boiler Suits:</b></p> <ul style="list-style-type: none"> <li>(i) (Traffic star on the left, name of officer on the right and shoulder flashes to be printed/embroidered on),</li> <li>(ii) Polycotton blend</li> <li>(iii) YKK metal zip</li> <li>(iv) 1 x pocket on the left side</li> <li>(v) 2 x side pockets</li> <li>(vi) 50mm Reflective band around sleeves and bottom of the Top</li> <li>(vii) 50mm Reflective band between the ankles and the knees of the bottom trouser</li> <li>(viii) Colour: Traffic blue</li> </ul> <div style="display: flex; justify-content: space-around;">   </div>

## Category 4: Summer Uniform/ Operational

OFFICIALS	LOCATION	UNIFORM ITEM
<b>579 - All Officers</b>	Province H/Office	<p><b>27. Short Sleeve Shirts: (Summer Uniform)</b></p> <p><b>NB:</b> (Traffic Star (left), Name of Officers (right) &amp; shoulder flashes to be embroidered on);</p> <ul style="list-style-type: none"> <li>(i) Short sleeve with cuff</li> <li>(ii) Pleated pockets with three point flaps, Velcro tipped</li> <li>(iii) Six hole buttons</li> <li>(iv) Glad neck collar</li> <li>(v) Shoulder straps for epaulettes</li> <li>(vi) Permanent stitching on sleeve and shirt front</li> <li>(vii) Shirt length is longer than standard</li> <li>(viii) Pen hole slit on left pocket</li> <li>(ix) Fabric: 65/35 Polycotton</li> <li>(x) Colour: Mazarine Blue.</li> </ul>
<b>579 - All Officers</b>	Province H/Office	<p><b>28. Trousers: - Summer</b></p> <p><b>NB: Pantera / Magnum (Unisex)</b></p> <ul style="list-style-type: none"> <li>(i) Plain waistband with 62mm belt loops</li> <li>(ii) Zip fly</li> <li>(iii) Two slanted side pockets</li> <li>(iv) One jetted hip pocket</li> <li>(v) One fob pocket</li> <li>(vi) Bottom of trousers is hemmed</li> <li>(vii) Seat and side seams are chain stitched</li> <li>(viii) All stress points bartacked</li> </ul>

OFFICIALS	LOCATION	UNIFORM ITEM
		<ul style="list-style-type: none"> <li>(ix) Non- slip, rubberised insert in waistband</li> <li>(x) High quality woven polyester/cotton pocketing.</li> <li>(xi) Fabric: Trevira wool in accordance with SABS985/1979 Type33</li> <li>(xii) Fabric make-up:55/45 Trevira /New wool</li> <li>(xiii) Plain weave, 270gm/m.</li> <li>(xiv) Colour: Traffic Blue.</li> </ul>
<p><b>579 - All Officers</b></p>	<p>Province H/Office</p>	<p><b>29. Rain suits:</b></p> <p><b>29.1 Rain Suit Jacket</b></p> <ul style="list-style-type: none"> <li>(i) K-Tech outer shell</li> <li>(ii) Fully lined stand collar with Velcro Closure</li> <li>(iii) Lined articulated hood – moves with the wearers head for improved safety</li> <li>(iv) Double Velcro flap over zip</li> <li>(v) Two large pocket with gusset and press stud closure</li> <li>(vi) Reflective piping in seams and forming a T on the back of the jacket.</li> <li>(vii) Reflective belt with a Quick release buckle</li> <li>(viii) Shoulder straps to accommodate epaulettes</li> <li>(ix) Adjustable Velcro cuffs</li> <li>(x) Detachable lined with draw cords and press-stud closures</li> <li>(xi) Colour: Traffic Blue</li> </ul>
<p><b>579 - All Officers</b></p>	<p>Province H/Office</p>	<p><b>29.2 Rain Suit Trousers:</b></p> <ul style="list-style-type: none"> <li>(i) K-Tech outer shell</li> <li>(ii) Elasticised waistband with draw cord</li> </ul>

OFFICIALS	LOCATION	UNIFORM ITEM
		(iii) No inside let seam (iv) Gusset with zip to allow pulling over boots
<b>579 - All Officers</b>	Province H/Office	<b>30. Rain Over Boots:</b> (i) 100% waterproof overshoes to protect shoes from rain, snow, and salt damage (ii) High stretch natural rubber for easy on/off with exceptional fit and comfort (iii) Colour Black (iv) Made from tear resistant high stretch natural rubber

**NB: The yearly escalation will be calculated at the CPI rate for that particular year the service are to be rendered.**

### **B. Current Staff Complement**

**The number of Traffic Officers serves as an illustration and are subject to change due to intake of new recruits.**

LEVEL	RANK	NO. OF MALES	NO. OF FEMALES	NO. OF OFFICERS
6	Provincial Inspector	255	160	415
7	Senior Provincial Inspector	39	23	62
8	Principal Provincial Inspector	48	11	59
10	Chief Provincial Inspector	31	2	33
11	Control Provincial Inspector	7	0	7

LEVEL	RANK	NO. OF MALES	NO. OF FEMALES	NO. OF OFFICERS
12	Deputy Director	2	0	2
13	Director	1	0	1
	<b>TOTAL</b>	<b>383</b>	<b>196</b>	<b>579</b>

### C. Production and supply of Uniform over a period of 3 years

#### **Category 1: Combat Uniform/ Field Dress**

Item no.	Items Description	1 <sup>st</sup> Year	2nd Year	3rd Year	Recipients	Levels	Quantity
1.1	Combat Shirts (short sleeves) Winter	3	3	3	579	6-13	9x579=5211
1.2	Combat Shirts (short sleeves) Summer	3	3	3	579	6-13	9x579=5211
1.3	Combat T-SHIRT	2	2	2	579	6	6x579=3474
2	Combat Trouser (Unisex)	2	2	2	579	6-13	6x579=3474
3	Cortina or Kenny Jacket	1	1	1	579	6-13	3x579=1737

#### **Category 2: Uniform Accessories**

Item no.	Items Description	1 <sup>st</sup> Year	2nd Year	3rd Year	Recipients	Levels	Quantity
4	Boots Combat (Strictly SABS approved)	2 pairs	2 pairs	2 pairs	579	6-13	6x579=3474 pairs
5.1	Parabellum Shoes – Police (Male) - (Strictly SABS approved)	2 pairs	2 pairs	2 pairs	383	6-13	6x383=2298 pairs
5.2	Parabellum Shoes - Police (Female) - (Strictly SABS approved)	2 pairs	2 pairs	2 pairs	196	6-13	6x196=1176 pairs

Item no.	Items Description	1 <sup>st</sup> Year	2nd Year	3rd Year	Recipients	Levels	Quantity
5.3	Ladies Shoes with Heels	1 pair	1 pair	1 pair	196	6-13	3x196=588 pairs
6.1	Combat Cap (Baseball Cap) - <b>Traffic Officer &amp; Senior Traffic Officer</b>	2	2	2	477	6-7	6x477=2862
6.2	Combat Cap (Baseball Cap) - <b>Principal Provincial Inspector</b>	2	2	2	59	8	6x59=354
6.3	Combat Cap (Baseball Cap) - <b>Chief Provincial Inspector</b>	2	2	2	33	10	6x33=198
6.4	Combat Cap (Baseball Cap) - <b>Control Provincial Inspector</b>	2	2	2	7	11	6x7=42
6.5	Combat Cap (Baseball Cap) - <b>Deputy Director</b>	2	2	2	2	12	6x2=12
6.6	Combat Cap (Baseball Cap) - <b>Director</b>	2	2	2	1	13	6x1=6
7.1	Cap: Male (Step Out/ Bus driver / SAPS Type) - <b>[Traffic Officer &amp; Senior Traffic Officer];</b>	1	1	1	294	6-7	3x294=882
7.2	Cap: Male (Step Out/ Bus driver / SAPS Type) - <b>[Principal Provincial Officer];</b>	1	1	1	48	8	3x48=144
7.3	Cap: Male (Step Out/ Bus driver / SAPS Type) - <b>[Chief Traffic Officer];</b>	1	1	1	31	10	3x31=93
7.4	Cap: Male (Step Out / Bus driver / SAPS Type) - <b>[Control Provincial Inspector]</b>	1	1	1	7	11	3x7=21
7.5	Cap: Male (Step Out / Bus driver / SAPS Type) - <b>[Deputy Director]</b>	1	1	1	2	12	3x2=6
7.6	Cap: Male (Step Out / Bus driver / SAPS Type) -	1	1	1	1	13	3x1=3

Item no.	Items Description	1 <sup>st</sup> Year	2nd Year	3rd Year	Recipients	Levels	Quantity
	<b>[Director]</b>						
7.7	Hats for Tunic: Female (SAPS type); <b>[Traffic Officer &amp; Senior Traffic Officer];</b>	1	1	1	183	6-7	3x183=549
7.8	Hats for Tunic: Female (SAPS type); <b>[Principal Provincial Inspector];</b>	1	1	1	11	8	3x11=33
7.9	Hats for Tunic: Female (SAPS type); <b>[Chief Provincial Inspector];</b>	1	1	1	2	10	3x2=6
8.1	Cardura Belt: <b>(Combat Uniform)</b>	1	1	1	579	6-13	3x579=1737
8.2	Belts: (Unisex); <b>(Winter &amp; Sumer Uniform)</b>	1	0	1	579	6-13	2x579=1158
9.1	Conventional Tie <b>(Males);</b>	2	1	1	383	6-13	4x383=1532
9.2	Ladies Bowtie	2	1	1	196	6-13	4x196=784
9.3	Cravat <b>(females);</b>	2	1	1	196	6-13	4x196=784
9.4	Cravat <b>(Males);</b>	2	1	1	383	6-13	4x383=1532
10.1.1	Epaulettes with Rank Insignia – <b>Combat Wearing Traffic Officer: (Plain);</b>	2 pairs	2 pairs	2 pairs	415	6	6x415=2490
10.1.2	Epaulettes with Rank Insignia – <b>Formal Wear Traffic Officers: (Plain);</b>	2 pairs	2 pairs	2 pairs	415	6	6x415=2490
10.2.1	Epaulettes with Rank Insignia – <b>Combat Wearing Senior Provincial Inspector:</b>	2 pairs	2 pairs	2 pairs	62	7	6x62=372
10.2.2	Epaulettes with rank insignia – <b>Formal Wearing Senior Provincial Inspector:</b>	2 pairs	2 pairs	2 pairs	62	7	6x62=372
10.3.1	Epaulettes with Rank Insignia – <b>Combat Wearing Principal Provincial Inspector:</b>	2 pairs	2 pairs	2 pairs	59	8	6x59=354 pairs
10.3.2	Epaulettes with Rank Insignia – <b>Formal Wearing</b>	2 pairs	2 pairs	2 pairs	59	8	6x59=354 pairs

Item no.	Items Description	1 <sup>st</sup> Year	2nd Year	3rd Year	Recipients	Levels	Quantity
	<b>Principal Provincial Inspector:</b>						
10.4.1	Epaulettes with Rank Insignia – <b>Combat Wearing</b> <b>Chief Provincial Inspector:</b>	2 pairs	2 pairs	2 pairs	33	10	6x33=198 pairs
10.4.2	Epaulettes with Rank Insignia – <b>Formal Wearing</b> <b>Chief Provincial Inspector:</b>	2 pairs	2 pairs	2 pairs	33	10	6x33=198 pairs
10.5.1	Epaulettes with Rank Insignia – <b>Combat Wearing</b> <b>Control Provincial Inspector:</b>	2 pairs	2 pairs	2 pairs	7	11	6x7=42 pairs
10.5.2	Epaulettes with Rank Insignia – <b>Formal Wearing</b> <b>Control Provincial Inspector:</b>	2 pairs	2 pairs	2 pairs	7	11	6x7=42 pairs
10.6.1	Epaulettes with Rank Insignia – <b>Combat Wearing</b> <b>Deputy Director:</b>	2 pairs	2 pairs	2 pairs	2	12	6x2=12 pairs
10.6.2	Epaulettes with Rank Insignia – <b>Formal Wearing</b> <b>Deputy Director:</b>	2 pairs	2 pairs	2 pairs	2	12	6x2=12 pairs
10.7.1	Epaulettes with Rank Insignia – <b>Combat Wearing</b> <b>Director:</b>	2 pairs	2 pairs	2 pairs	1	13	6x1=6 pairs
10.7.2	Epaulettes with Rank Insignia – <b>Formal Wearing</b> <b>Director:</b>	2 pairs	2 pairs	2 pairs	1	13	6x1=6 pairs
11.1.1	Gorgetts (Studded): - <b>Combat Wearing</b> <b>Principal Provincial Inspector:</b>	2 pairs	2 pairs	2 pairs	59	8	6x59=354 pairs
11.1.2	Gorgetts (Studded): - <b>Formal Wearing</b> <b>Principal Provincial Inspector:</b>	2 pairs	2 pairs	2 pairs	59	8	6x59=354 pairs
11.2.1	Gorgetts (Studded): - <b>Combat Wearing</b> <b>Chief Provincial Inspector:</b>	2 pairs	2 pairs	2 pairs	33	10	6x33=198 pairs
11.2.2	Gorgetts (Studded): - <b>Formal Wearing</b>	2	2	2	33	10	6x33=198



Item no.	Items Description	1 <sup>st</sup> Year	2nd Year	3rd Year	Recipients	Levels	Quantity
	Chief Provincial Inspector:	pairs	pairs	pairs			pairs
11.3.1	Gorgetts (Studded): - <b>Combat Wearing</b> Control Provincial Inspector:	2 pairs	2 pairs	2 pairs	7	11	6x7=42 pairs
11.3.2	Gorgetts (Studded): - <b>Formal Wearing</b> Control Provincial Inspector:	2 pairs	2 pairs	2 pairs	7	11	6x7=42 pairs
11.4.1	Gorgetts (Studded): - <b>Combat Wearing</b> Deputy Director:	2 pairs	2 pairs	2 pairs	2	12	6x2=12 pairs
11.4.2	Gorgetts (Studded): - <b>Formal Wearing</b> Deputy Director:	2 pairs	2 pairs	2 pairs	2	12	6x2=12 pairs
11.5.1	Gorgetts (Studded): - <b>Combat Wearing</b> Director:	2 pairs	2 pairs	2 pairs	1	13	6x1=6 pairs
11.5.2	Gorgetts (Studded): - <b>Formal Wearing</b> Director:	2 pairs	2 pairs	2 pairs	1	13	6x1=6 pairs
12.	<b>Star:</b>	1	1	1	579	6-13	3x579=1737 pairs
12.1	Cap Badge – <b>Formal (Provincial Emblem)</b>	1	1	1	579	6-13	3x579=1737
12.2	<b>Lapel Badges (Miniature Provincial Emblem)</b>	2 pairs	2 pairs	2 pairs	477	6-7	6x477=2862 pairs
13.	Shoulder Flashes:	2 pairs	1 pairs	1 pairs	579	6-13	4x579=2316 pairs
14.1	<b>Socks – Summer</b>	5 pairs	5 pairs	5 pairs	579	6-13	15x579=8685 pairs
14.2	<b>Socks – Winter</b>	5 pairs	5 pairs	5 pairs	579	6-13	15x579=8685 pairs
15.	Pantyhose: For <b>Females</b>	20 pairs	20 pairs	20 pairs	196	6-13	60x196=11760 pairs
16.1	Lanyard: <b>(Level 6,7-8)</b>	1	0	1	536	6-8	2x536=1072
16.2	Lanyard - <b>Managers: (Level 10-13)</b>	1	0	1	43	10-13	2x43=86
17.	Reflective Harnesses:	1	1	1	579	6-13	3x579=1737
18.1	Black leather Gloves - <b>Managers: (Level 10 – 13)</b>	1 pair	1 pair	1 pair	43	10-13	3x43=129 pairs
18.2	White Gloves – <b>Traffic Officers: (Level 6,7 - 8)</b>	1 pair	1 pair	1 pair	536	6,7-8	3x536=1608 pairs

Item no.	Items Description	1 <sup>st</sup> Year	2nd Year	3rd Year	Recipients	Levels	Quantity

### Category 3: Winter Uniform/ Step Out Uniform

Item no.	Items Description	1 <sup>st</sup> Year	2nd Year	3rd Year	Recipients	Levels	Quantity
19.1	Tunic: <u>Male Officers;</u>	1	1	1	383	6-13	3x383=1149
19.2	Tunic: Ladies;	1	1	1	196	6-13	3x196=588
20.	Shirts: Long Sleeve Shirts:	3	3	3	579	6-13	9x579=5211
21.	Trousers:	3	3	3	579	6-13	9x579=5211
22.	Ladies Slax:	2	2	2	196	6-13	6x196=1176
23.	Ladies Lined Skirt:	2	2	2	196	6-13	6x196=1176
24.	V-Neck Jersey: Long sleeve	2	2	2	579	6-13	6x579=3474
25.	V-Neck Pull Over Jersey:	2	2	2	579	6-13	6x579=3474
26.	Boiler Suits:/Jumpsuit	1	1	1	579	6-13	3x579=1737

### Category 4: Summer Uniform/ Operational

Item no.	Items Description	1 <sup>st</sup> Year	2nd Year	3rd Year	Recipients	Levels	Quantity
27.	Short Sleeve Shirts: <b>(Summer Uniform)</b>	4	4	4	579	6-13	12x579=6948
28.	Trousers: - <b>Summer</b>	3	3	3	579	6-13	9x579=5211
29.1	Rain Suit Jacket:	2	0	1	579	6-13	3x579=1737
29.2	Rain Suit Trousers:	2	0	1	579	6-13	3x579=1737
30.	Rain Over Boots:	1 pair	1 pair	1 pair	579	6-13	3x579=1737 pairs

## **D. Additional Work to Be Done:**

The awarded bidder will be required to quote for travelling and Lodging for taking measurements from officers in six District, Namely;

- Alfred Nzo District - Mt Ayliff
- Amatole District - East London
- Chris Hani District - Queenstown
- Joe Gqabi District - Aliwal North
- OR. Tambo District - Mthatha
- Sarah Baartman District - Port Elizabeth

**NB: Accommodation shall not exceed a maximum of one (1) day except the three bigger Districts, of which it will be (2) days, depending on the number of officers to be measured. The 3 bigger Districts are; Port Elizabeth, East London and Mthatha.**

## **E. Delivery Process for Uniform:**

### **(a) Delivery Points:**

- The Supplier **MUST** deliver all uniform directly to the Head Office [DOT - King William's Town];
- Each delivery **MUST** be in terms of Traffic Officers working and attached to the Province as per the list of sizes.

### **(b) Sorting and Packaging:**

- Uniform and supply for each Traffic Officer **MUST** be packed and be marked the name of the Traffic Officer for ease of allocation, tracking and tracing;
- The package and or / boxes **MUST** be clearly marked with the labels stating items that have been packed inside the box and their sizes;

### **(c) Delivery Period of the Uniform for the 1<sup>st</sup> Year:**

- The first supply of the Uniform **MUST** be delivered by at least 12 weeks from the date of issue of the official purchase order.
- Winter clothing or UNIFORM must receive priority of delivery;

### **(d) Management of delivery process:**

- At the delivery point there **MUST** always be a representative from the supplier and the Department to ensure that delivery is in order and uniform fits to all the Traffic Officers as per measurements;

**(e) Management of Returns:**

- The returns for whatever reasons, **MUST** be taken back by the representative of the supplier from the delivery point;
- The supplier **MUST** return the returns within twenty-one [21] days from the date of receipt;

# PRICING SCHEDULE

NB: USE BLACK INK TO FILL IN THIS FORM

NAME OF BIDDER: .....

<b>EASTERN CAPE DEPARTMENT OF TRANSPORT</b>			
<b>PROJECT DESCRIPTION:</b>			
<b>PROVISION, SUPPLY AND DELIVERY OF TRAFFIC OFFICER'S UNIFORM FOR A PERIOD OF 36 MONTHS:</b>			
<b>Category 1: Combat Uniform/ Field Dress</b>			
Item no.	Description of Goods/ Services	Quantity	Unit Price for 3 Years (VAT. Inclusive)
1.1	Combat Shirts (short sleeves) Winter	1	
1.2	Combat Shirts (short sleeves) Summer	1	
1.3	Combat T-SHIRT	1	
2	Combat Trouser (Unisex)	1	
3	Cortina or Kenny Jacket	1	
<b>TOTAL</b>			
<b>Category 2: Uniform Accessories</b>			
Item no.	Description of Goods/ Services	Quantity	Unit Price for 3 Years (VAT. Inclusive)
4	Boots Combat (Strictly SABS approved)	1 pair	
5.1	Parabellum Shoes – Police (Male) - (Strictly SABS approved)	1 pair	
5.2	Parabellum Shoes - Police (Female) - (Strictly SABS approved)	1 pair	
5.3	Ladies Shoes with Heels	1 pair	
6.1	Combat Cap (Baseball Cap) - <b>Traffic Officer &amp; Senior Traffic Officer</b>	1	
6.2	Combat Cap (Baseball Cap) - <b>Principal Provincial Inspector</b>	1	
6.3	Combat Cap (Baseball Cap) - <b>Chief Provincial Inspector</b>	1	

6.4	Combat Cap (Baseball Cap) - <b>Control Provincial Inspector</b>	1	
6.5	Combat Cap (Baseball Cap) – <b>Deputy Director</b>	1	
6.6	Combat Cap (Baseball Cap) – <b>Director</b>	1	
7.1	Cap: Male (Step Out/ Bus driver / SAPS Type) - <b>[Traffic Officer &amp; Senior Traffic Officer];</b>	1	
7.2	Cap: Male (Step Out/ Bus driver / SAPS Type) - <b>[Principal Provincial Officer];</b>	1	
7.3	Cap: Male (Step Out/ Bus driver / SAPS Type) - <b>[Chief Traffic Officer];</b>	1	
7.4	Cap: Male (Step Out / Bus driver / SAPS Type) – <b>[Control Provincial Inspector]</b>	1	
7.5	Cap: Male (Step Out / Bus driver / SAPS Type) – <b>[Deputy Director]</b>	1	
7.6	Cap: Male (Step Out / Bus driver / SAPS Type) – <b>[Director]</b>	1	
7.7	Hats for Tunic: Female (SAPS type); <b>[Traffic Officer &amp; Senior Traffic Officer];</b>	1	
7.8	Hats for Tunic: Female (SAPS type); <b>[Principal Provincial Inspector];</b>	1	
7.9	Hats for Tunic: Female (SAPS type); <b>[Chief Provincial Inspector];</b>	1	
8.1	Cardura Belt: <b>(Combat Uniform)</b>	1	
8.2	Belts: (Unisex); <b>(Winter &amp; Sumer Uniform)</b>	1	
9.1	Conventional Tie <b>(Males);</b>	1	
9.2	Ladies Bowtie	1	
9.3	Cravat <b>(females);</b>	1	
9.4	Cravat <b>(Males);</b>	1	
10.1.1	Epaulettes with Rank Insignia – <b>Combat Wear Traffic Officer: (Plain);</b>	1 pair	
10.1.2	Epaulettes with Rank Insignia – <b>Formal Wear Traffic Officers: (Plain);</b>	1 pair	
10.2.1	Epaulettes with Rank Insignia – <b>Combat Wearing Senior Provincial Inspector:</b>	1 pair	
10.2.2	Epaulettes with rank insignia – <b>Formal Wearing Senior Provincial Inspector:</b>	1 pair	
10.3.1	Epaulettes with Rank Insignia –	1 pair	

	<b>Combat Wearing Principal Provincial Inspector:</b>		
10.3.2	Epaulettes with Rank Insignia – <b>Formal Wearing Principal Provincial Inspector:</b>	1 pair	
10.4.1	Epaulettes with Rank Insignia – <b>Combat Wearing Chief Provincial Inspector:</b>	1 pair	
10.4.2	Epaulettes with Rank Insignia – <b>Formal Wearing Chief Provincial Inspector:</b>	1 pair	
10.5.1	Epaulettes with Rank Insignia – <b>Combat Wearing Control Provincial Inspector:</b>	1 pair	
10.5.2	Epaulettes with Rank Insignia – <b>Formal Wearing Control Provincial Inspector:</b>	1 pair	
10.6.1	Epaulettes with Rank Insignia – <b>Combat Wearing Deputy Director:</b>	1 pair	
10.6.2	Epaulettes with Rank Insignia – <b>Formal Wearing Deputy Director:</b>	1 pair	
10.7.1	Epaulettes with Rank Insignia – <b>Combat Wear Director:</b>	1 pair	
10.7.2	Epaulettes with Rank Insignia – <b>Formal Wear Director:</b>	1 pair	
11.1.1	Gorgetts (Studded): - <b>Combat Wear Principal Provincial Inspector:</b>	1 pair	
11.1.2	Gorgetts (Studded): - <b>Formal Wear Principal Provincial Inspector:</b>	1 pair	
11.2.1	Gorgetts (Studded): - <b>Combat Wear Chief Provincial Inspector:</b>	1 pair	
11.2.2	Gorgetts (Studded): - <b>Formal Wear Chief Provincial Inspector:</b>	1 pair	
11.3.1	Gorgetts (Studded): - <b>Combat Wear Control Provincial Inspector:</b>	1 pair	
11.3.2	Gorgetts (Studded): - <b>Formal Wear Control Provincial Inspector:</b>	1 pair	
11.4.1	Gorgetts (Studded): - <b>Combat Wear Deputy Director:</b>	1 pair	
11.4.2	Gorgetts (Studded): - <b>Formal Wear Deputy Director:</b>	1 pair	
11.5.1	Gorgetts (Studded): - <b>Combat Wear Director:</b>	1 pair	
11.5.2	Gorgetts (Studded): - <b>Formal Wear Director:</b>	1 pair	

12.	<b>Star:</b>	1 pair	
12.1	Cap Badge – Formal (Provincial Coat of Arms)	1	
12.2	Lapel Badges (Miniature Provincial Coat of Arms)	1 pair	
13.	Shoulder Flashes:	1 pair	
14.1	Socks – Summer	1 pair	
14.2	Socks – Winter	1 pair	
15.	Pantyhose: For Females	1 pair	
16.1	Lanyard: (Level 6,7-8)	1	
16.2	Lanyard - Managers: (Level 10-13)	1	
17.	Reflective Harnesses:	1	
18.1	Black leather Gloves - Managers: (Level 10 – 13)	1 pair	
18.2	White Gloves – Traffic Officers: (Level 6,7 - 8)	1 pair	

**TOTAL**

### Category 3: Winter Uniform/ Operational

Item no.	Description of Goods/ Services	Quantity	Unit Price for 3 Years (VAT. Inclusive)
19.1	Tunic: <u>Male Officers:</u>	1	
19.2	Tunic: Ladies;	1	
20.	Shirts: Long Sleeve Shirts:	1	
21.	Trousers:	1	
22.	Ladies Slax:	1	
23.	Ladies Lined Skirt:	1	
24.	V-Neck Jersey: Long sleeve	1	
25.	V-Neck Pull Over Jersey:	1	
26.	Boiler Suits:/Jumpsuit	1	

**TOTAL**

### Category 4: Summer Uniform/ Operational

Item no.	Description of Goods/ Services	Quantity	Unit Price for 3 Years (VAT. Inclusive)
27.	Short Sleeve Shirts: ( <b>Summer Uniform</b> )	1	
28.	Trousers: - <b>Summer</b>	1	
29.1	Rain Suit Jacket:	1	
29.2	Rain Suit Trousers:	1	
30.	Rain Over Boots:	1 pair	

**TOTAL**



## PRICING SCHEDULE – SUMMARY

The appointment of multiple Service Providers for the manufacture, supply & delivery of Traffic Officers uniform for a period of 36 months with an option to extend for a further 24 Months

NO	ITEM DESCRIPTION	Total Cost
1	Category 1: Combat Uniform/ Field Dress	
2	Category 2: Uniform Accessories	
3	Category 3: Summer Uniform/ Operational	
4	Category 4: Summer Uniform/ Operational	

# BID PRICING FORM

**Category 1: Combat Uniform/ Field Dress**

For ease of reference, Bidders shall enter their Bid Price, copied from the Pricing Schedule, in the space provided below. Should there be any discrepancy, then the sum calculated from the Pricing Schedule, subject to any arithmetic correction, shall hold precedence.

**Total Price (amount in words):**.....

.....

....., inclusive of VAT

**Total Price (amount in figures) R** ....., inclusive of VAT

**NAME OF BIDDER:** .....

**SIGNED ON BEHALF OF THE BIDDER:** .....

# BID PRICING FORM

**Category 2: Uniform Accessories**

For ease of reference, Bidders shall enter their Bid Price, copied from the Pricing Schedule, in the space provided below. Should there be any discrepancy, then the sum calculated from the Pricing Schedule, subject to any arithmetic correction, shall hold precedence.

**Total Price (amount in words):**.....

.....

....., inclusive of VAT

**Total Price (amount in figures) R** ....., inclusive of VAT

**NAME OF BIDDER:** .....

**SIGNED ON BEHALF OF THE BIDDER:** .....

# BID PRICING FORM

**Category 3: Winter Uniform/ Operational**

For ease of reference, Bidders shall enter their Bid Price, copied from the Pricing Schedule, in the space provided below. Should there be any discrepancy, then the sum calculated from the Pricing Schedule, subject to any arithmetic correction, shall hold precedence.

**Total Price (amount in words):**.....

.....

....., inclusive of VAT

**Total Price (amount in figures) R** ....., inclusive of VAT

**NAME OF BIDDER:** .....

**SIGNED ON BEHALF OF THE BIDDER:** .....

# BID PRICING FORM

**Category 4: Summer Uniform/ Operational**

For ease of reference, Bidders shall enter their Bid Price, copied from the Pricing Schedule, in the space provided below. Should there be any discrepancy, then the sum calculated from the Pricing Schedule, subject to any arithmetic correction, shall hold precedence.

**Total Price (amount in words):**.....

.....

....., inclusive of VAT

**Total Price (amount in figures) R** ....., inclusive of VAT

**NAME OF BIDDER:** .....

**SIGNED ON BEHALF OF THE BIDDER:** .....